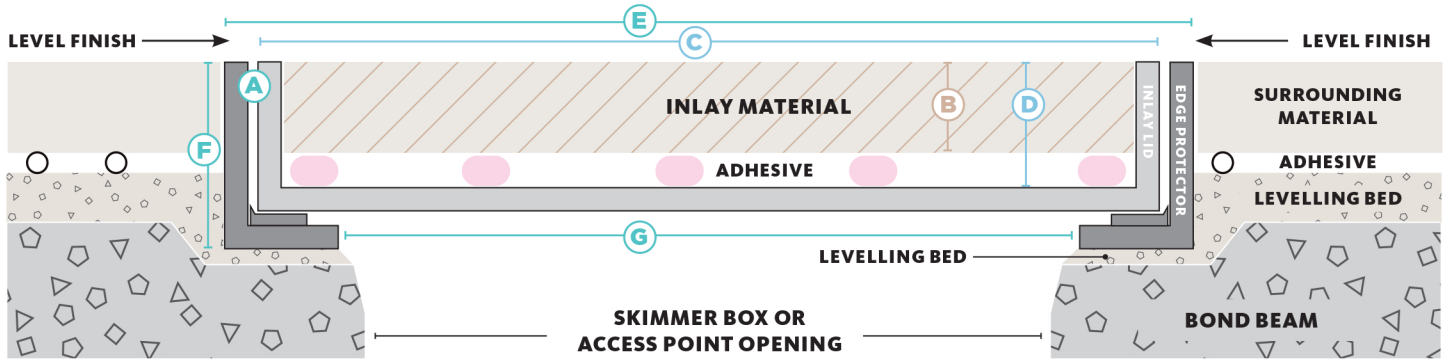




# HIDE KIT SERIES

## ACCESS COVERS

### CROSS SECTION VIEW OF COMPLETED ACCESS COVER INSTALL



HIDE KIT PRODUCT ORDER CODE	MATERIAL THICKNESS mm	INLAY LID		EDGE PROTECTOR FRAME		
		SIZE	INTERNAL DEPTH	SIZE	EXTERNAL DEPTH	UNDERSIDE OPENING

#### 156mm Access Cover Kit

A	B	C	D	E	F	G
HAC156-10	8-11	150 sq.	12	156 sq.	23	120 sq.
HAC156-20	15-22		23		33	
HAC156-30	25-32		33		43	
HAC156-40	35-42		43		53	
HAC156-50	45-52		53		63	
HAC156-60	55-62		63		73	

#### 206mm Access Cover Kit

HAC206-10	8-11	196 sq.	12	206 sq.	23	162 sq.
HAC206-20	15-22		23		33	
HAC206-30	25-32		33		43	
HAC206-40	35-42		43		53	
HAC206-50	45-52		53		63	
HAC206-60	55-62		63		73	

#### 256mm Access Cover Kit

HAC256-10	8-11	250 sq.	12	256 sq.	23	222 sq.
HAC256-20	15-22		23		33	
HAC256-30	25-32		33		43	
HAC256-40	35-42		43		53	
HAC256-50	45-52		53		63	
HAC256-60	55-62		63		73	

#### 306mm Skimmer and Access Cover Kit

HSL306-10	8-11	300 sq.	12	306 sq.	23	252 sq.
HSL306-20	15-22		23		33	
HSL306-30	25-32		33		43	
HSL306-40	35-42		43		53	
HSL306-50	45-52		53		63	
HSL306-60	55-62		63		73	

#### 342mm Skimmer and Access Cover Kit

HSL342-10	8-11	336 sq.	12	342 sq.	23	288 sq.
HSL342-15	12-16		18		28	
HSL342-20	15-22		23		33	
HSL342-30	25-32		33		43	
HSL342-40	35-42		43		53	
HSL342-50	45-52		53		63	
HSL342-60	55-62		63		73	

#### 506mm Access Cover Kit



HAC506-20	15-22	500 sq.	23	506 sq.	33	452
HAC506-30	25-32		33		43	

#### 656mm Access Cover Kit

HAC656-20	15-22	650 sq.	23	656 sq.	33	602
HAC656-30	25-32		33		43	

HIDE products are recommended for use in pedestrian traffic areas only.

Information correct at time of printing, changes may be made without notice. Modifications and updates can be viewed on our website - [www.skimmerlids.com.au](http://www.skimmerlids.com.au)



### HIDE SKIMMER LID KIT INCLUDES

#### SAFETY KEY

A 316L marine grade stainless steel tool, to enable the installed HIDE cover to be safely and easily opened and closed.

#### HEIGHT ADJUSTER

Used only when additional height is required. Provides 2mm extra height if inlay material is not thick enough to achieve a flush finish with the top of the Inlay Cover.

#### INLAY LID

A 316L marine grade stainless steel tray which holds the inlay (landscape) materials you've chosen, for example, tile, paver, concrete or decking.

#### EDGE PROTECTOR

A 316L marine grade stainless steel frame inserted into a recess within the landscaped area. It protects the coping/surrounds from chipping/breakage when the Inlay Cover is opened/closed.

#### ADHESIVE AND DOCUMENTATION

A one-part adhesive specially developed for a long-term fitting of natural stone and porcelain tiles into the HIDE Inlay Series. Documents consist of comprehensive contractor installation instructions, homeowners warranty and manual.

#### NO ACID OR CHEMICAL WASH

ACID and chemical washes will cause discolouration and/or rusting on the stainless steel HIDE components. Acid or chemical contact will void the HIDE warranty.

Please scan and read the Care & Maintenance document to better understand stainless steel care.



#### CARE & MAINTENANCE



ELEGANT FINISH




HIGH GRADE



EASY INSTALL



10 YEAR WARRANTY



POOL SAFE